


Armor Dome Camera



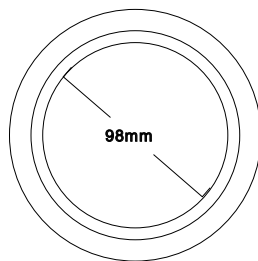
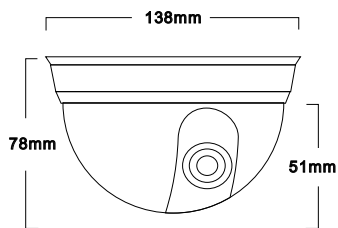
KC-JC3142/JC3140

Features

- Robust metal Armor Housing Aluminum ring
- Easy Install mechanism
- Compact and Beautiful design
- Easy access to lens for exchange
- Surge power protection built-in
- Dual power with Non-polarity input



JC



Weight:540g

KC-JC3142

1/3" SONY Super HAD Color CCD 420TVL 0.5Lux

KC-JC3140

1/3" SHARP Super Color CCD 420TVL 0.8Lux

