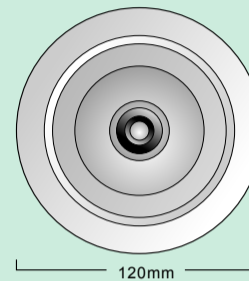
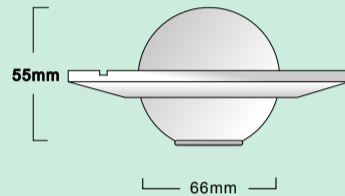
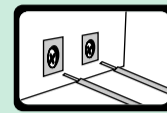
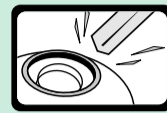
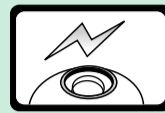


Models Optionable by CCD

UFO



Weight:610g



ATM



ELEVATOR



AUTO-BUS

Features

Built-in Board Lens 2.8 mm

Models Optionable by CCD

Robust metal Armor Housing Aluminum ring

KC-828E 1/3" SONY Exview HAD Color CCD 480TVL 0.3Lux

KC-822 1/3" SONY Super Color CCD 420TVL 0.5Lux

KC-813 1/3" SHARP Super Color CCD 420TVL 0.8Lux



SPECIFICATIONS

Models Optionable by CCD

SPECIFICATIONS	UFO SERIES					
	KC-828E		KC-822		KC-813	
MODEL NO.	NTSC	PAL	NTSC	PAL	NTSC	PAL
TV SYSTEM	NTSC	PAL	NTSC	PAL	NTSC	PAL
IMAGE SENSOR	1/3" Sony Exview HAD CCD	●	1/3"Sony Super HAD CCD	●	1/3"Sharp Super CCD	●
DSP	Sony	●	Sony	●	Sharp	●
CCD TOTAL PIXELS	537 (H) x505 (V)	537 (H)x597 (V)	537 (H) x505 (V)	537 (H)x597 (V)	537 (H) x505 (V)	537 (H)x597 (V)
SCANNING SYSTEM	525 lines, 60 fields/sec	625 lines, 50 fields/sec	525 lines, 60 fields/sec	625 lines, 50 fields/sec	525 lines, 60 fields/sec	625 lines, 50 fields/sec
SYNC SYSTEM	Internal	●	Internal	●	Internal	●
MINIMUM ILLUMINATION	0.3 Lux F1.2	0.3 Lux F1.2	0.5 Lux F1.2	0.5 Lux F1.2	0.8 Lux F1.2	0.8 Lux F1.2
RESOLUTION	480 TV Line	480 TV Line	420 TV Line	420 TV Line	420 TV Line	420 TV Line
WHITE BALANCE	ATW / AWC Switchable	●	ATW / AWC Switchable	●		
GAIN CONTROL	AGC ON / OFF switchable	●	AGC ON / OFF switchable	●	AGC ON / OFF switchable	●
S / N RATIO	48dB (AGC OFF)	●	48dB (AGC OFF)	●	48dB (AGC OFF)	●
ELECTRONIC SHUTTER	1/60~1/100,000 sec.	1/50~1/100,000 sec.	1/60~1/100,000 secretary.	1/50~1/100,000 sec.	1/60~1/100,000 secretary.	1/50~1/100,000 sec.
LENS MOUNT	Board Lens Mount	●	Board Lens Mount	●	Board Lens Mount	●
B.L.C FUNCTION	ON / OFF switchable	●	ON / OFF switchable	●	ON / OFF switchable	●
MIRROR FUNCTION					ON / OFF switchable	●
VIDEO OUTPUT	Composite 1.0V p-p at 75 ohm	●	Composite 1.0V p-p at 75 ohm	●	Composite 1.0V p-p at 75 ohm	●
GAMMA CORRECTION	0.45	●	0.45	●	0.45	●
OPERATION TEMPERATURE	-10°C TO 50°C	●	-10°C TO 50°C	●	-10°C TO 50°C	●
OPERATIONAL HUMIDITY	within 85%RH	●	within 85%RH	●	within 85%RH	●
POWER SUPPLY	DC12V±1V / 120mA	●	DC12V±1V / 120mA	●	DC12V±1V / 120mA	●
DIMENSIONS(φ x H)	120X55	●	120X55	●	120X55	●
WEIGHT-NET	610g	●	610g	●	610g	●